

Immigration and Welfare in the US

Bikramjit Saha

University of New Hampshire

April 12, 2022

UNH Graduate Research Conference

Immigration in the US

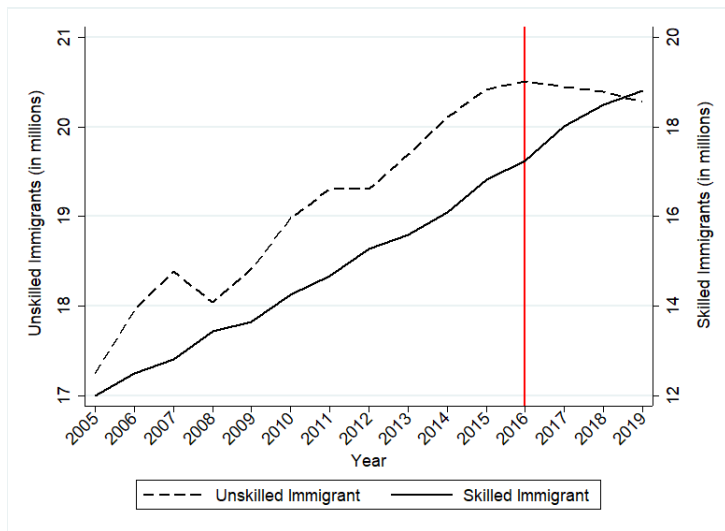
- Unskilled immigrants take up jobs replacing American workers
- American workers lose from immigration

Immigration in the US

- Unskilled immigrants take up jobs replacing American workers
- American workers lose from immigration

- **Immigrants \uparrow \Rightarrow Consumers \uparrow \Rightarrow Demand \uparrow \Rightarrow Jobs \uparrow \Rightarrow Welfare \uparrow**

Unskilled immigration decreases post-2016



How has native welfare changed post-2016?

What this paper does

- Builds a general equilibrium model that considers:
 - ▶ Love for variety
 - ▶ Both skilled and unskilled immigrants
 - ▶ Imperfect substitutability within and across skills
- Calibrates the model to the US economy for 2010-19
- Studies the counterfactual changes in native welfare:
 - ▶ If unskilled immigrant growth continued post-2016
 - ▶ Quantify the differences in welfare gains

Related Literature

- Wage impacts:
 - ▶ Negative impact on unskilled natives (Borjas 2003, Borjas and Katz 2007)
 - ▶ Wage impacts vary across skill (Ottaviano and Peri 2012)

Related Literature

- Wage impacts:
 - ▶ Negative impact on unskilled natives (Borjas 2003, Borjas and Katz 2007)
 - ▶ Wage impacts vary across skill (Ottaviano and Peri 2012)
- Firm side impacts:
 - ▶ Immigration increases firm entry (Dustmann and Glitz 2015)
 - ▶ Immigration increases firm productivity (Mitaritonna et. al. 2017)
 - ▶ Immigrants generate welfare gains (Bound et. al. 2017)
 - ▶ Welfare gains arise through more varieties and lower prices (Giovanni et. al. 2015)

Related Literature

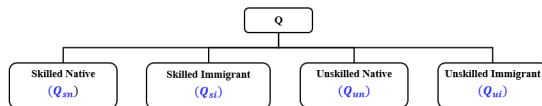
- Wage impacts:
 - ▶ Negative impact on unskilled natives (Borjas 2003, Borjas and Katz 2007)
 - ▶ Wage impacts vary across skill (Ottaviano and Peri 2012)
- Firm side impacts:
 - ▶ Immigration increases firm entry (Dustmann and Glitz 2015)
 - ▶ Immigration increases firm productivity (Mitaritonna et. al. 2017)
 - ▶ Immigrants generate welfare gains (Bound et. al. 2017)
 - ▶ Welfare gains arise through more varieties and lower prices (Giovanni et. al. 2015)
 - Changes in immigrant population of both skill types
 - Quantify the welfare changes post-2016

Model based on closed economy Melitz (2003)

- Assumptions:
 - ▶ 2 types of producer:
 - Final Goods (Q)
 - Intermediate Goods (q)
 - ▶ 4 types of labor/consumer:
 - Skilled native (S_n)
 - Skilled immigrant (S_i)
 - Unskilled native (U_n)
 - Unskilled immigrant (U_i)

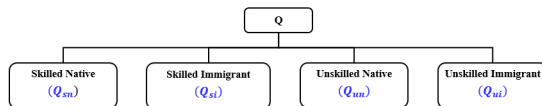
How the model economy works

- Consumers demand final goods:

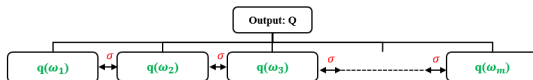


How the model economy works

- Consumers demand final goods:

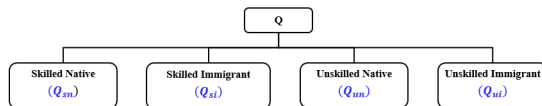


- Final Goods producers:

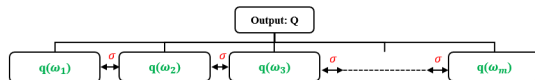


How the model economy works

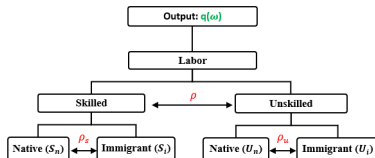
- Consumers demand final goods:



- Final Goods producers:



- Intermediate Goods producers:



Welfare analysis

- Skilled native welfare:

$$W_{sn} = Q_{sn} = \left(\frac{w_{sn}}{P} \right) S_n$$

- Unskilled native welfare:

$$W_{un} = Q_{un} = \left(\frac{w_{un}}{P} \right) U_n$$

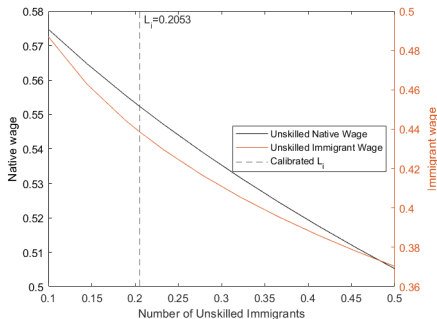
- Aggregate native welfare:

$$W_n = Q_{sn} + Q_{un} = \frac{(w_{sn}S_n + w_{un}U_n)}{P}$$

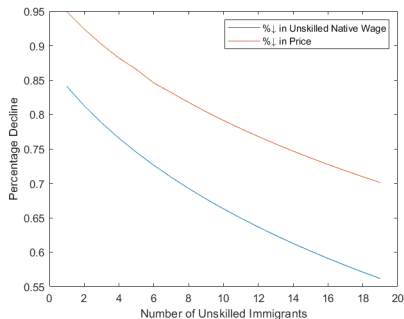
Calibration & counterfactual

- Data Sources:
 - ▶ Bureau of Economic Analysis
 - ▶ American Community Survey from IPUMS-USA
- Calibrate parameters to match:
 - ▶ Real GDP per capita for 2010-2019
 - ▶ Wage ratios between natives and immigrants for 2010-2019
 - ▶ Native to immigrant ratio for 2010-2019
- Counterfactual:
 - ▶ Unskilled immigrants grow at 1.3% year-on-year post-2016

How welfare changes from unskilled immigration?

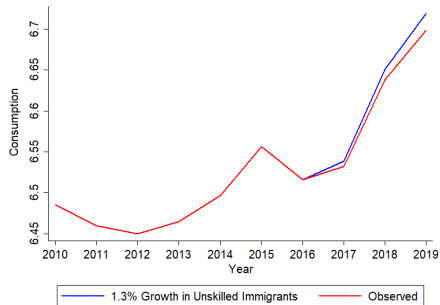


(a) Native Wages

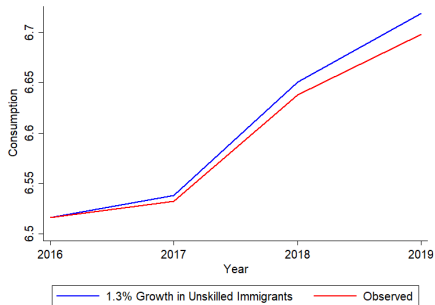


(b) $\% \Delta$ in P and w_{un}

Aggregate native welfare

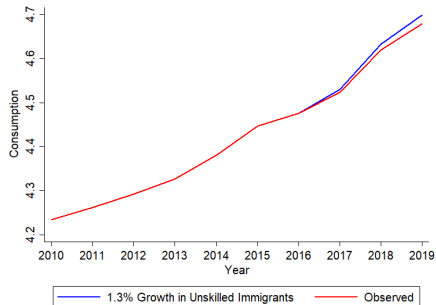


(a) Entire Period

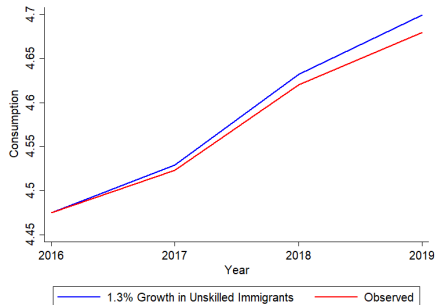


(b) Post-2016

Skilled native welfare

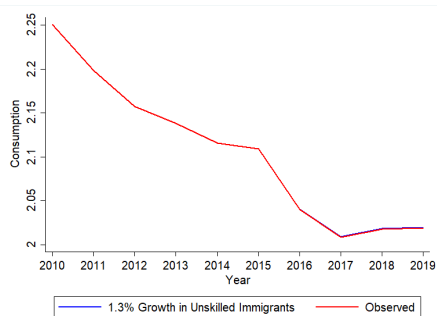


(a) Entire Period

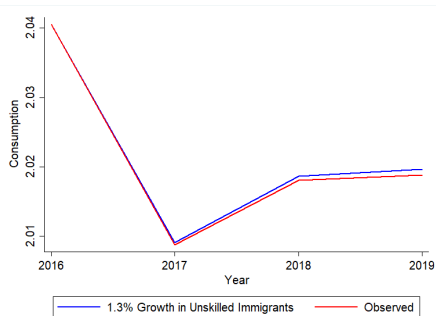


(b) Post-2016

Unskilled native welfare



(a) Entire Period



(b) Post-2016

Quantifying the welfare loss

Percentage change in consumption between 2016 and 2019

	Observed	U_i increase by 1.3%	% loss
Aggregate Native	2.8%	3.1%	10%
Skilled Native	4.56%	5.01%	9%
Unskilled Native	-1.06%	-1.02%	-4%

- Aggregate native welfare did not decrease post-2016, driven by skilled immigrant growth

Conclusion

- Aggregate native welfare did not decrease post-2016, driven by skilled immigrant growth
- But decline in unskilled immigrants reduced welfare gains from immigration
- Immigration is probably not the primary cause of low unskilled native welfare; outsourcing? taxes?

Future work

- How much welfare loss is mitigated through skilled immigrant influx?
- Decompose welfare loss into changes in labor cost and variety channels

Thank You!

Question? Comments?